

**S.D.S.M. SCHOOL FOR EXCELLENCE**  
**STUDY PLAN OF NURSERY - 2020 – 2021**

**SUBJECT : MATHEMATICS**




Month	Topic	Activities
April	<p>Forward Counting 1 – 5 Orally</p> <p><b><u>Compiled Worksheet Book</u></b>  <b><u>STROKES</u></b>            Standing Lines Pg 1 and 2            Sleeping Lines Pg 3 and 4</p> <p>Slanting Lines Pg 5,6,7 and 8</p> <p>How to write no 1  <div style="display: flex; justify-content: space-around; align-items: center;"> <div style="border: 1px solid black; padding: 2px 5px;">1</div> <div style="border: 1px solid black; padding: 2px 5px;">1</div> </div>           Write Number 1 Pg 31,32 and 33</p>	<p>Recognition of Numbers 1 – 5 through Flashcards</p> <p>Take a candle put it on the table discuss the concept of standing lines and then put it flat on the table to show sleeping lines.            Take a stick and discuss the concept of slanting lines by placing the stick in different direction.</p>
May	<p>Forward Counting 1 – 5 Orally</p>	<p>Recognition of Numbers 1 – 5 through Flashcards</p>
June	<p>Forward Counting 1 – 5 Orally</p> <p><b><u>Compiled Worksheet Book</u></b>  <b><u>STROKES</u></b>            Curved Lines Pg 9, 10,11 and 12</p> <p><b><u>CONCEPT</u></b>            Big and small Pg 15</p> <p>Copy Work – Write Number 1</p>	<p>Recognition of Numbers 1 – 5 through Flashcards</p> <p>Show a hair band a piece of rubber band, and broken piece of bangle. Show these to children to discuss curved lines.</p> <p>Choose some objects from the surroundings and discuss with the children why one is big and other is small.            Example: - Books and chalks.</p>
July	<p>Forward Counting 1 – 10 Orally</p> <p><b><u>Compiled Worksheet Book</u></b>  <b><u>STROKES</u></b>            Curves ( Circles) Pg 13 and 14            Zero Pg 29 and 30</p> <p>Write Number 2 <span style="border: 1px solid black; padding: 2px 5px; margin-left: 20px;">2</span>            Pg No 34 , 35 and 36</p> <p>Write Number 3 <span style="border: 1px solid black; padding: 2px 5px; margin-left: 20px;">3</span>            Pg No 37,38 and 39            Copy Work – Write Numbers 2 and 3</p> <p><b><u>CONCEPT:-</u></b>            Long and Short Pg No 16</p> <p>Match the missing parts Pg 22</p> <p><b><u>SHAPES :-</u></b></p>	<p>Recognition of Numbers 1 – 5 through Flashcards            Recognition of Numbers 6 – 10 through Flashcards.</p> <p>Take a new pencil and a used pencil and show long and short.</p>



**S.D.S.M. SCHOOL FOR EXCELLENCE**  
**STUDY PLAN OF NURSERY - 2020 – 2021**

	Circle Pg No 23	Show objects like bangles and discuss the shape. (Circle)
August	<p>Forward Counting 1 - 10 Orally  <b>Compiled Worksheet Book</b>            Write Number 4 <span style="border: 1px solid black; padding: 2px 10px;">4</span>            Pg no 40,41 and 42            Write Number 5 <span style="border: 1px solid black; padding: 2px 10px;">5</span>            Pg no 43,44 and 45</p> <p>Write Numbers 1-5 Pg 46 and 47</p> <p>Count and Write Pg 48            Count and Match Pg 49 and 50            Count and encircle the correct number. Pg No 51            Write After Numbers Pg 52            Write Between Numbers Pg 53            Colour the Picture Pg 54            Copy Work – Write Numbers 4 and 5            Write Numbers 1 – 5</p> <p><b>CONCEPT:-</b>            Tall and Short Pg no 17</p> <p><b>SHAPES:-</b>            Square <span style="border: 1px solid black; display: inline-block; width: 20px; height: 20px; vertical-align: middle;"></span>            Pg no 24</p>	<p>Recognition of Numbers 1 – 10 through Flashcards</p> <p>Give examples from the surroundings like a tall man / a short girl, a tall building / a short building.</p> <p>Show a slice of bread and discuss the shape. (Square)</p>
September	<p>Forward Counting 1 – 10 Orally            Write Number 6 <span style="border: 1px solid black; padding: 2px 10px;">6</span>            Pg no 55,56 and 57            Write Number 7 <span style="border: 1px solid black; padding: 2px 10px;">7</span>            Pg no 58,59 and 60</p> <p><b>CONCEPT:-</b>            Heavy and light            Pg no 18</p> <p><b>SHAPES:-</b>            Triangle <span style="border: 1px solid black; display: inline-block; width: 30px; height: 30px; vertical-align: middle; margin-left: 10px;"></span>            Pg no 25</p>	<p>Recognition of Numbers 1 – 10 through Flashcards</p> <p>Show book, pencil, chair, bag and explain big things are heavy and small things are light.</p> <p>Show a Sandwich and discuss the Shape Triangle.</p>
October	<p>Forward Counting 1 – 10 Orally            Forward Counting 11 – 20 Orally  <b>Compiled Worksheet Book</b>            Write Numbers 8, 9 and 10            Pg no :- 61, 62, 63, 64, 65, 66, 67, 68</p>	<p>Recognition of Numbers 1 – 10 through Flashcards            Recognition of Numbers 11 – 20 through Flashcards</p>

**S.D.S.M. SCHOOL FOR EXCELLENCE**  
**STUDY PLAN OF NURSERY - 2020 – 2021**

	<p>and 69            Count and Match Pg 70 and 71            Count and Circle Pg 72 and 73            Count and Write Pg 74            After Numbers Pg 75 and 77            Between Numbers Pg 76            Join the Dots Pg 78            Copy Work – Write Numbers 6 - 10  <b>CONCEPT:-</b>            Top and Bottom            Pg No 19</p> <p><b>SHAPES:-</b>            Star Pg 26            Rectangle            Pg no 27</p> <div style="display: flex; align-items: center; justify-content: center;">   </div>	<p>Take children to the play ground show them the slide and discuss Top and Bottom. Tell children when they start climbing the slide they are at the Top and when they are at the bottom and when they start slipping down they are at the top.</p>
<p>November</p>	<p>Forward Counting 1 – 20 Orally  <b>Compiled Worksheet Books</b>            Write Numbers 11, 12 and 13            Pg 79 – 84            Copy Work -            - Write numbers 1 – 10            - Write Numbers 11, 12 and 13</p> <p><b>CONCEPT:-</b>            Inside and Outside            (Pg No 20)</p> <p><b>SHAPES</b>            Oval - Pg 28</p> <div style="text-align: center;">  </div>	<p>Recognition of numbers 1- 20 through flashcards.</p> <p>Ask the children to take out their pencilbox and put one pencil next to it. Tell them that pencil is outside the box and the things in the box are inside the box.</p>
<p>December</p>	<p>Forward Counting 1-10,11-20 Orally  <b>Compiled Worksheet Book</b>            Write Numbers 14,15,16            Pg no 85, 86, 87, 88, and 95 &amp; 96            Count the Objects Pg 89            Circle the same Number Pg 90            Join the Dots Pg 91            After Numbers Pg 92            Between Numbers Pg 92            Write the Missing Numbers Pg 94</p> <p>Copy Work - 14, 15 and 16  <b>CONCEPT:-</b>            Same and different            (Pg no 21)</p>	<p>Recognition of Numbers 1 – 20 through Flashcards</p> <p>Explain the concept of same and different put a pencil ,a book ,an eraser and a water bottle on the table . ask children which is different. Show them apple, banana, orange are same because these are fruits and potato is different because it is the vegetable.</p>

**S.D.S.M. SCHOOL FOR EXCELLENCE**  
**STUDY PLAN OF NURSERY - 2020 – 2021**

January	<p>Forward Counting 1 – 20 Orally  <b><u>Compiled Worksheet Book</u></b>          Write Numbers 17,18,19,20          (Pg No 97 – 104 )</p> <ul style="list-style-type: none"> <li>• Colour the Shapes Pg 93</li> <li>• Circle the next Number Pg 109</li> <li>• Draw Balls Pg 107 and 108</li> <li>• Count and Circle the correct Number Pg 105 and 106</li> <li>• Count and Write Pg 112</li> <li>• Fill in the Missing Numbers Pg 111</li> <li>• After Numbers Pg 114 and 115</li> <li>• Activity Pages Pg 113 &amp; 116</li> </ul> <p>Copy Work – Write Numbers 17, 18, 19 and 20</p>	<p>Let the children do pasting work in the class.          Paste smiley stickers according to the given numbers.</p>
February	<p>Forward Counting 1 – 20 Orally  <b><u>Compiled Worksheet Book</u></b>          Write Numbers 1-20 Pg 117 -120</p> <p>Copy Work – Write Numbers 1 -20  <b><u>REVISION</u></b></p> <ul style="list-style-type: none"> <li>• Count and circle</li> <li>• Count and match</li> <li>• Shapes</li> <li>• Count and circle the correct numbers</li> <li>• All the concepts</li> <li>• Fill in the missing numbers</li> <li>• Draw balls</li> <li>• Write after numbers</li> <li>• Write between numbers</li> </ul>	

**SUBJECT : ENGLISH**

Month	Topic	Rhymes/Stories	Activities
April	<p><b>BASIC MANNERS</b>  <b><u>At the School</u></b></p> <ol style="list-style-type: none"> <li>1. Good Morning Ma'am.</li> <li>2. Please may I come in?</li> <li>3. Please may I drink water?</li> <li>4. Please may I go to the washroom?</li> <li>5. Please excuse me.</li> <li>6. Thank you Ma'am.</li> </ol> <p><b>ENGLISH ORALS</b>            - Recognition of letters (A to Z) – Orally &amp;</p>	<p><u>Humpty Dumpty</u>            Pg No 5</p> <p><u>ABC Tumble down D</u>            ABC Tumble down D            The cat's in the cupboard            And can't see me.</p>	<p>Teach to bow &amp; wish Good morning.</p> <p>Making of family photo frame.</p>

**S.D.S.M. SCHOOL FOR EXCELLENCE**  
**STUDY PLAN OF NURSERY - 2020 – 2021**

	<p>Phonetically.</p> <ul style="list-style-type: none"> <li>- Recognition of letters – From – Flashcards</li> <li>- Action Words – Standing, Sitting</li> </ul> <p><b>ENGLISH WRITTEN</b>  <b><u>Compiled Worksheet Book</u></b>  <b>Strokes</b></p> <ul style="list-style-type: none"> <li>• Standing lines ( ) (Pg No 7)</li> <li>• Sleeping lines (--) (Pg no 8)</li> <li>• Slanting lines (/ \) (pg No 9 and 10)</li> </ul>		<p>Play Simon says &amp; teach the action words.</p> <p>Give Plain Sheets and Crayons to draw strokes.</p>
May	<p><b>BASIC MANNERS</b>  <u>At the School</u></p> <ol style="list-style-type: none"> <li>1. Good Morning ma'am.</li> <li>2. Please may I come in?</li> <li>3. Please may I drink water?</li> <li>4. Please may I go to the washroom?</li> <li>5. Please excuse me.</li> <li>6. Thank you ma'am.</li> </ol> <p><b>ENGLISH ORALS</b></p> <ul style="list-style-type: none"> <li>• Recognition of letters (A to Z) – Orally &amp; Phonetically.</li> <li>• Recognition of letters – From Flashcards</li> <li>• Action Words – standing, sitting</li> </ul> <p><b>ENGLISH WRITTEN</b>  <b><u>Strokes</u></b></p> <ul style="list-style-type: none"> <li>• Standing lines ( )</li> <li>• Sleeping lines (--)</li> <li>• Slanting lines (/ \)</li> </ul>	<p>JACK AND JILL  (Pg 6)</p> <p><b><u>ABC Tumble down D</u></b>  ABC Tumble down D  The cat's in the cupboard  And can't see me.</p>	<p>Teach to bow &amp; wish Good morning.</p> <p>Play Simon says &amp; teach the action words.</p> <p>Give Plain Sheets and Crayons to draw strokes.</p>
June	<p><b>BASIC MANNERS</b>  <u>At the School</u></p> <ol style="list-style-type: none"> <li>1. Good Morning ma'am.</li> <li>2. Please may I come in?</li> <li>3. Please may I drink water?</li> <li>4. Please may I go to the washroom?</li> <li>5. Please excuse me.</li> <li>6. Thank you ma'am.</li> </ol> <p><b>ENGLISH ORALS</b></p> <ul style="list-style-type: none"> <li>• Recognition of letters (A to Z) – Orally &amp; Phonetically.</li> <li>• Recognition of letters – From Flashcards</li> <li>• Action Words – running, jumping, sleeping, and eating.</li> </ul> <p><b>PRIMARY COLOURS</b>  Red, red, red  What is red</p>	<p>RING A RING O  ROSES  (Pg No 7)</p>	<p>Play Simon says &amp; teach the action words.</p>

**S.D.S.M. SCHOOL FOR EXCELLENCE**  
**STUDY PLAN OF NURSERY - 2020 – 2021**

	<p>An apple is red</p> <p><b>PUBLIC SPEAKING</b>  <u>Myself</u>          My name is .....          I am a boy/girl .....          I am ..... years old.          I study in S.D.S.M. School for Excellence.          I am a good child.</p> <p><b>ENGLISH WRITTEN</b>  <u>Compiled Worksheet Book</u></p> <ul style="list-style-type: none"> <li>• Strokes</li> <li>• Zigzag, Hopping Lines, Curves (Pg No 11 - 13)</li> <li>• Activity Pg 14</li> <li>• Capital Letters A – E Pg 15-34</li> <li>• Trace Letters Pg 35</li> <li>• Write the First Alphabet – Pg 35</li> <li>• Write After and Between Letters – Pg 36</li> <li>• Match letter to letter – Pg 37</li> <li>• Match Letter to Picture – Pg 38</li> <li>• Copy Work – Capital Letters A – E</li> </ul>	<p><u>Thank you God !</u>          Thank You God for the world so sweet,          Thank You God for the food we eat,          Thank You God for the birds that sing,          Thank You God for everything!          Amen</p>	<p>Tear red marble sheet &amp; stick on the apple</p> <p>Play the Game – Passing the Ball</p>
<p>July</p>	<p><b>ENGLISH ORALS</b></p> <ul style="list-style-type: none"> <li>• Recognition of letters (A to Z) – Orally &amp; Phonetically.</li> <li>• Recognition of letters – From Flashcards</li> <li>• Family – Concept of joint &amp; nuclear family</li> <li>• Fruits-</li> <li>• Mango ,Apple, Banana, Orange and Grapes</li> <li>• Vegetables</li> <li>• Potato, Onion, Peas, Ladies finger and Tomato</li> <li>• Action Words – standing, sitting running, jumping, sleeping, eating and drinking</li> </ul> <p><b>PRIMARY COLOURS</b>          Yellow, yellow, yellow          What is yellow in colour?          A banana is yellow in colour.</p> <p><b>ENGLISH WRITTEN</b>  <u>Compiled Worksheet Book</u></p> <ul style="list-style-type: none"> <li>• Capital Letters F – J Pg 39 -58</li> <li>• Match Letter to Letter Pg 59</li> <li>• Trace the Letters, Fill in the Missing Letters, Write the First Alphabet - Pg 60</li> <li>• Copy Work F-J</li> </ul>	<p>COBBLER COBBLER          MEND MY SHOE          (Pg No 8)</p> <p><u>Mummy darling,</u>  <u>Papa darling</u>          Mummy darling,          papa darling, I love you !          See your baby smiling, just for you !          See your baby dancing, just for you !          See your baby clapping, just for you !          Mummy darling,          papa darling, I love you !          See your baby smiling, just for you....</p>	<p>Play Simon says &amp; teach the action words.</p> <p>Vegetable printing          Make flowers with the lady's finger.</p>

**S.D.S.M. SCHOOL FOR EXCELLENCE**  
**STUDY PLAN OF NURSERY - 2020 – 2021**

<p>August</p>	<p><b>ENGLISH ORALS</b></p> <ul style="list-style-type: none"> <li>• Recognition of letters (A to Z) – Orally &amp; Phonetically.</li> <li>• Recognition of letters – From Flashcards</li> <li>• Food – Concept of healthy &amp; junk food <ul style="list-style-type: none"> <li>• Name five healthy foods – Rice, Dal, Milk and Fruits</li> <li>• Name five junk foods – Chips, Pizza, Cold drinks and Burger</li> </ul> </li> <li>• Fruits – <ul style="list-style-type: none"> <li>• Mango, Apple, Banana, Orange and Grapes</li> </ul> </li> <li>• Vegetables <ul style="list-style-type: none"> <li>• Potato, Onion, Peas, Ladies finger and Tomato</li> </ul> </li> <li>• Action Words – dancing, singing</li> </ul> <p><b>PRIMARY COLOURS</b>  Blue, Blue, Blue  What is blue in colour?  A sky is blue in colour.</p> <p><b>PUBLIC SPEAKING</b>  <u>An Apple</u>  An apple is a fruit  It is red and round  It is sweet  I like to eat an apple</p> <p><b>ENGLISH WRITTEN</b>  <u>Compiled Worksheet Book</u></p> <ul style="list-style-type: none"> <li>• Capital Letters K – O Pg 61 – 80</li> <li>• Trace the Letters Pg – 81</li> <li>• After and Missing Letters Pg 82</li> <li>• Copy Work K – O</li> </ul>	<p>LUCY LOCKET  (Pg No 9)</p> <p><u>Red, red Apples</u>  Red, red Apples  Hanging on the tree  One for Mummy, one for Daddy  And one for me</p>	<p>FESTIVALS</p> <p>Make a Rakhi – Pg 136</p> <p>Decorate a Flute – Pg 138</p> <p>Play Simon says &amp; teach the action words.</p>
<p>September</p>	<p><b>ENGLISH ORALS</b></p> <ul style="list-style-type: none"> <li>• Recognition of letters (A to Z) – Orally &amp; Phonetically.</li> <li>• Recognition of letters – From Flashcards</li> <li>• My Body – <ul style="list-style-type: none"> <li>• How many hands do you have?  ➤ I have two hands.</li> <li>• How many legs do you have?  ➤ I have two legs</li> <li>• How many eyes and ears do you have?  ➤ I have two eyes and two ears.</li> <li>• How many fingers do you have?  ➤ I have eight fingers and two thumbs.</li> </ul> </li> </ul>	<p>MR.BUNNY (pg no - 10)</p> <p><u>Two little hands</u>  Two little hands to clap, clap, clap.  Two little legs go tap, tap, tap;  Two little eyes are open wide,</p>	<p>Thumb printing - Pg 140</p>

**S.D.S.M. SCHOOL FOR EXCELLENCE**  
**STUDY PLAN OF NURSERY - 2020 – 2021**

	<ul style="list-style-type: none"> <li>• How many nose do you have? <ul style="list-style-type: none"> <li>➤ I have one nose.</li> </ul> </li> <li>• Action Words – playing and clapping</li> </ul> <p><b>SECONDARY COLOURS</b>  Purple , Purple, Purple  What is purple in colour?  A brinjal is purple in colour.</p> <p><b>ENGLISH WRITTEN</b>  Compiled Worksheet Book  Capital Letters P – T Pg-83 -102</p> <ul style="list-style-type: none"> <li>• Between and Match letter to letter Pg 103</li> <li>• Trace the letters and write the first alphabet Pg 104</li> <li>• Copy work Capital letters P-T</li> </ul>		<p>Play Simon says &amp; teach the action words.</p>
October	<p><b>ENGLISH ORALS</b></p> <ul style="list-style-type: none"> <li>• Recognition of letters (A to Z) – Orally &amp; Phonetically.</li> <li>• Recognition of letters – From Flashcards</li> <li>• Animals – Wild &amp; Domestic Animals <ul style="list-style-type: none"> <li>• Name five wild animals <ul style="list-style-type: none"> <li>➤ Lion, Tiger, Elephant, Camel and Bear.</li> </ul> </li> <li>• Name five domestic animals. <ul style="list-style-type: none"> <li>➤ Dog, Cat, Cow, Goat and Sheep.</li> </ul> </li> </ul> </li> <li>• Action Words – hopping, catching</li> <li>• Two letter words  a + t = at  i + t = it  a + n = an</li> </ul> <p><b>SECONDARY COLOURS</b>  Orange , Orange, Orange  What is orange in colour?  An Orange is orange in colour.</p> <p><b>ENGLISH WRITTEN</b>  <u>Compiled worksheet book</u></p> <ul style="list-style-type: none"> <li>• Capital letters U-Z Pg 105 -128</li> <li>• Circle the first letter Pg 129</li> <li>• Trace the letters Pg 129</li> <li>• Fill in the missing letters. Pg 129</li> <li>• Join the letters and colour the picture Pg 131</li> <li>• Write capital letters A-Z Pg 130</li> <li>• Copy work capital letters A-Z</li> </ul>	<p>INCY WINCY SPIDER  (pg no-11)</p> <p>THE ANT AND THE GRASSHOPPER  (pg no- 17-20)</p>	<p>Cotton bud painting Pg 141</p> <p>Decorate a diya and dandiya sticks Pg 137</p>



**S.D.S.M. SCHOOL FOR EXCELLENCE**  
**STUDY PLAN OF NURSERY - 2020 – 2021**

<p>Novem ber</p>	<p><b>ENGLISH ORALS</b></p> <ul style="list-style-type: none"> <li>• Recognition of letters (A to Z) – Orally &amp; Phonetically.</li> <li>• Recognition of letters (a to z) – Orally &amp; Phonetically.</li> <li>• Recognition of letters – From Flashcards</li> <li>• Transport – Land, Water and Air             <ul style="list-style-type: none"> <li>• Land                 <ul style="list-style-type: none"> <li>➤ Car, Scooter</li> </ul> </li> <li>• Water                 <ul style="list-style-type: none"> <li>➤ Ship, Boat</li> </ul> </li> <li>• Air                 <ul style="list-style-type: none"> <li>➤ Aeroplane, Helicopter</li> </ul> </li> </ul> </li> <li>• Action Words – throwing, knocking, pushing</li> <li>• Two letter words                a + m = am                a + n = an                a + s = as</li> </ul> <p><b>SECONDARY COLOURS</b>            Green , Green, Green            What is green in colour?            The leaf is green in colour.</p> <p><b>PUBLIC SPEAKING</b>  <u>My toy car</u>            I have a toy car            It is red in colour            It runs fast            I love to play with it</p> <p><b>ENGLISH WRITTEN</b></p> <ul style="list-style-type: none"> <li>• Capital Letters A – Z</li> <li>• Small letters a – e</li> <li>• Match letter to picture</li> <li>• Fill in the missing letters.</li> <li>• Write after letters</li> </ul>	<p>ROCK A BYE BABY (pg no-12)</p> <p><b><u>The Wheels on the Bus</u></b>            The wheels on the bus go round and round,            round and round,            round and round.            The wheels on the bus go round and round,            all through the town.</p>	<p>Make an aeroplane with paper</p>
<p>Decem ber</p>	<p><b>ENGLISH ORALS</b></p> <ul style="list-style-type: none"> <li>• Recognition of letters (A to Z) – Orally &amp; Phonetically.</li> <li>• Recognition of letters (a to z) – Orally &amp; Phonetically.</li> <li>• Recognition of letters – From Flashcards</li> <li>• Rooms – Bathroom, Bedroom and Kitchen             <ul style="list-style-type: none"> <li>• Name five things you see in the Bathroom                 <ul style="list-style-type: none"> <li>➤ We can see in the Bathroom                      Soap, Towel, Mug and Bucket.</li> </ul> </li> <li>• Name five things you see in the kitchen                 <ul style="list-style-type: none"> <li>➤ We see Gas, Oven, Knife and Utensils in the kitchen.</li> </ul> </li> </ul> </li> </ul>	<p>I LOOK IN THE MIRROR (pg no-13)</p>	<p>Decorate a Christmas tree. Pg 139</p>

**S.D.S.M. SCHOOL FOR EXCELLENCE**  
**STUDY PLAN OF NURSERY - 2020 – 2021**

	<ul style="list-style-type: none"> <li>• Action Words – picking, lifting</li> <li>• Three letter words c + a + t = cat c + a + r = car r + a + t = rat f + a + t = fat m + a + t = mat</li> </ul> <p><b>TERTIARY COLOURS</b> Brown , Brown, Brown What is brown in colour? Potato is brown in colour.</p> <p><b>ENGLISH WRITTEN</b></p> <ul style="list-style-type: none"> <li>• Capital Letters A – Z</li> <li>• Small letters f – k</li> <li>• Match letter to picture</li> <li>• Fill in the missing letters.</li> <li>• Write after letters</li> <li>• Write the first letter of the picture</li> <li>• Concept – colours, fruits and vegetables Pg 132,133 and 134</li> </ul>	<p><u>The Hare and the Tortoise</u> One day a Hare and the Tortoise wanted to have a race. After some time the hare took a nap, the tortoise move slowly and slowly and reach the winning post. The hare lost the race.</p>	
<p style="text-align: center;">Januar y</p>	<p><b>ENGLISH ORALS</b></p> <ul style="list-style-type: none"> <li>• Recognition of letters (A to Z) – Orally &amp; Phonetically.</li> <li>• Recognition of letters (a to z) – Orally &amp; Phonetically.</li> <li>• Recognition of letters – From Flashcards</li> <li>• Rooms – Bedroom, Study room and Kitchen <ul style="list-style-type: none"> <li>• Where do you sleep? <ul style="list-style-type: none"> <li>➤ I sleep in the bedroom.</li> </ul> </li> <li>• Where does your mother cook food? <ul style="list-style-type: none"> <li>➤ My mother cooks food in the kitchen.</li> </ul> </li> <li>• Where do you study? <ul style="list-style-type: none"> <li>➤ I study in my Study room.</li> </ul> </li> </ul> </li> <li>• Action Words – dropping, digging</li> <li>• Three letter words f + a + n = fan m + a + n = man r + a + n = ran t + a + n = tan</li> </ul> <p><b>TERTIARY COLOURS</b> Pink , Pink, Pink What is Pink in colour? Lotus is Pink in colour.</p> <p><b>ENGLISH WRITTEN</b></p> <ul style="list-style-type: none"> <li>• Capital Letters A – Z</li> <li>• Small letters l – q</li> </ul>	<p>YANKEE DOODLE (pg no-14)</p> <p>Story:- Two Silly Coats Pg: 25 -28</p>	<p>Colour the Lotus, pink .</p> <p>Rainbow making</p> <p>Colour the flag Pg 135</p>

**S.D.S.M. SCHOOL FOR EXCELLENCE**  
**STUDY PLAN OF NURSERY - 2020 – 2021**

	<ul style="list-style-type: none"> <li>• Match letter to picture</li> <li>• Fill in the missing letters.</li> <li>• Write after letters</li> <li>• Write the first letter of the picture</li> <li>• Draw pictures with the letters</li> </ul>		
February	<p><b>ENGLISH ORALS</b></p> <ul style="list-style-type: none"> <li>• Revision of Orals done</li> <li>• Action Words – All</li> </ul> <p><b>COLOURS</b> All.</p> <p><b>PUBLIC SPEAKING</b> <u>The Sun</u> The sun is a ball of fire. It is yellow in colour. It is round. It gives us heat and light.</p> <p><b>ENGLISH WRITTEN</b></p> <ul style="list-style-type: none"> <li>• Small letters r - z</li> <li>• Revision of Capital Letters A – Z</li> <li>• Revision of Small Letters a – z</li> <li>• Match letter to picture</li> <li>• Fill in the missing letters.</li> <li>• Write after letters</li> <li>• Write between letters</li> <li>• Write the first letter of the picture</li> <li>• Draw pictures with the letters</li> </ul>	<p>FIVE LITTLE MONKEYS (pg no-15)</p> <p>AUTUMN IS HERE (pg no-16)</p> <p><u>STORY</u> TWO SILLY GOATS (pg no 25-28)</p> <p><u>Are you sleeping?</u> Are you sleeping? Are you sleeping? Brother John Brother John Morning bells are ringing Ding-dong bell Ding-dong bell</p> <p>All the rhymes from the book (English and Hindi).</p>	

S.D.S.M.